

# INSTRUCTION SHEET

# PDT SERIES

## POWER STRIP



### THANK YOU

Thank you for purchasing the PDT Series Power Strip. Please read these instructions thoroughly before installing this product

### PRODUCT FEATURES

- SignalSafe™ Tight Twist Cord
- Supplemental Bonding Point
- Small Size Uses a Minimum Amount of Space Within an Enclosure
- Built in Load Protection

## **IMPORTANT SAFETY INSTRUCTIONS**

- Read these instructions
- Keep these instructions
- Heed all warnings
- Follow all instructions
- Do not use this apparatus near water
- Clean only with dry cloth
- Do not defeat the safety purpose of the polarized or grounding-type plug. A polarized plug has two blades with one wider than the other. A grounding type plug has two blades and a third grounding prong. The wide blade or the third prong are provided for your safety. If the provided plug does not fit into your outlet, consult an electrician for replacement of the obsolete outlet
- Protect the power cord from being walked on or pinched particularly at plugs, convenience receptacles, and the point where they exit from the apparatus. Do not operate with a damaged cord or plug.
- Only use attachments/accessories specified by the manufacturer
- Unplug this apparatus during lightning storms or when unused for long periods of time

### **DANGEROUS VOLTAGE**

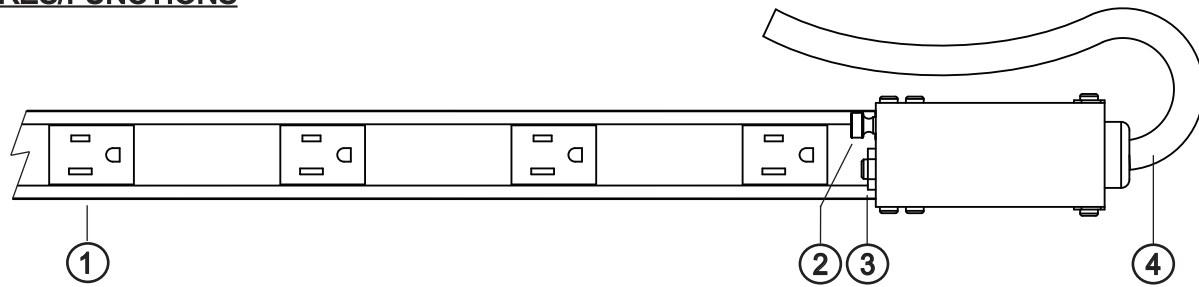
The lightning flash with the arrowhead symbol, within an equilateral triangle is intended to alert the user to the presence of uninsulated dangerous voltage within the product's enclosure that may be of sufficient magnitude to constitute a risk of electric shock to persons

### **ATTENTION**

The exclamation point within an equilateral triangle is intended to alert the user to the presence of important operating and maintenance (servicing) instructions in the literature accompanying the appliance

- **WARNING: TO REDUCE THE RISK OF AN ELECTRIC SHOCK, DO NOT EXPOSE TO WATER, RAIN OR MOISTURE**
- **WARNING: THIS APPARATUS SHALL NOT BE EXPOSED TO DRIPPING OR SPLASHING**
- **WARNING: MUST BE CONNECTED TO A MAINS SOCKET OUTLET WITH A PROTECTIVE EARTHING CONNECTION**
- **WARNING: THE MAINS PLUG USED AS THE DISCONNECT DEVICES SHOULD REMAIN READILY ACCESSIBLE**
- **CAUTION: NO USER SERVICEABLE PARTS**
- **DO NOT RUN CORD UNDER CARPETING. DO NOT COVER CORD WITH THROW RUGS, RUNNERS OR SIMILAR COVERINGS. ARRANGE CORD AWAY FROM TRAFFIC AREA AND WHERE IT WILL NOT BE TRIPPED OVER**

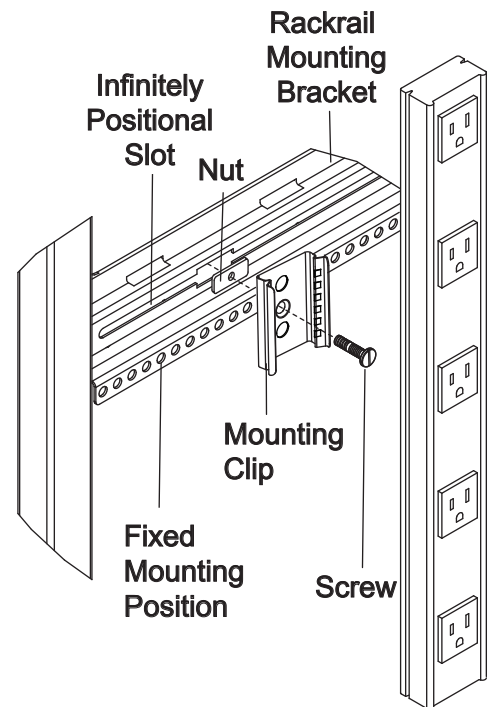
## FEATURES/FUNCTIONS



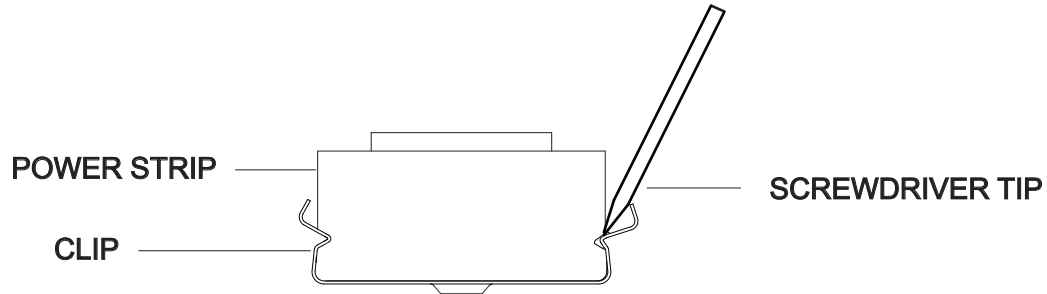
- ① Nema 5-15r Or 5-20r Receptacles. Number And Type Of Receptacles Vary By Model
- ② Supplemental Bonding Point. Supplemental Bonding Of This Unit To The Metal Rack/enclosure Helps Ensure Optimum Performance Of Your Electronic System
- ③ Supplementary Overload Protector (Circuit Breaker)
- ④ 9' Signalsafe™ Power Cord With Plug

## INSTALLATION IN AN ENCLOSURE

1. Install the mounting clips through the infinite or fixed position holes in a Middle Atlantic Product enclosure as shown.
2. Insert the power strip by gently tapping with the palm of your hand.



**TIP:** To remove the power strip from the mounting clips, wedge a flat tip screwdriver between side of power strip and clip, gently prying the power strip from the clip.



---

#### **WARRANTY**

Middle Atlantic Products, Inc. (the "Company") warrants the PDT Series Power Strip to be free from defects in material or workmanship under normal use and conditions for a period of (3) three years from the date of shipment by the company.

The Company's entire liability to the purchaser, and the purchaser's (or any other party's) sole and exclusive remedy, under this warranty shall be limited, at the Company's option, to either (a) return of and refund of the price paid for, or (b) repair or replacement at the Company's factory of the products purchased, or any part or parts thereof, which the Company has determined to be defective after inspection thereof at the Company's factory. This warranty does not cover damage due to acts of God, accident, misuse, abuse or negligence by parties other than the Company, or any modification or alteration of the products. In addition, this warranty does not cover damage due to improper handling, assembly, installation or maintenance.

THIS WARRANTY IS IN LIEU OF ALL OTHER WARRANTIES OF ANY KIND, EITHER EXPRESSED OR IMPLIED, INCLUDING, BUT NOT LIMITED TO, IMPLIED WARRANTIES OF MERCHANTABILITY AND FITNESS FOR A PARTICULAR PURPOSE.

TO THE MAXIMUM EXTENT PERMITTED BY APPLICABLE LAW, IN NO EVENT SHALL THE COMPANY BE LIABLE FOR ANY SPECIAL, INCIDENTAL, INDIRECT, OR CONSEQUENTIAL DAMAGES WHATSOEVER (INCLUDING, WITHOUT LIMITATION, DAMAGES FOR LOSS OF BUSINESS PROFITS, BUSINESS INTERRUPTION OR ANY OTHER PECUNIARY LOSS) ARISING OUT OF THE USE OF THE PRODUCTS PURCHASED, EVEN IF THE COMPANY HAS BEEN ADVISED OF THE POSSIBILITY OF SUCH DAMAGES. THE COMPANY'S LIABILITY TO THE PURCHASER (OR ANY OTHER PARTY) HEREUNDER, IF ANY, SHALL IN NO EVENT EXCEED THE PURCHASE PRICE OF THE PRODUCTS PAID TO THE COMPANY.

#### **Corporate Headquarters**

Corporate Voice 973-839-1011 - Fax 973-839-1976 / International Voice +1 973-839-8821 - Fax +1 973-839-4982  
middleatlantic.com - info@middleatlantic.com

#### **Middle Atlantic Canada**

Voice 613-836-2501 - Fax 613-836-2690 / middleatlantic.ca - contactcanada@middleatlantic.com

#### **Factory Distribution**

USA: NJ - CA - IL Canada: ON - BC

**At Middle Atlantic Products we are always listening. Your comments are welcome.**

Middle Atlantic Products is an ISO 9001 Registered Company.

